

amADEUS

# Amadeus logo

---

Guidelines



# Amadeus logo

A new design for a more modern look

**aMaDEUS**

# Amadeus logo

## Versions

Negative version



Silver option (merchandising)



Registered trademark (US & Chile)



Black & white version (when we are not working with colour)



Vertical alignment  
(when size restrictions)



# Amadeus logo

## Don'ts

Placing logo on busy backgrounds



Changing the colour of the logo



Align the logo on the diagonal



Blue logo on black background



Place logo inside a frame



Distorting the logo



Not enough contrast



Signing with the grey palette



Repeating the logo



**amadeus**

# Amadeus logo


## Clear space (restricted area)

- It is the height of the "u" from our logo
- It must always be respected
- Minimum size 15mm for offline
- Minimum size 100px for online

Clear space



Minimum size

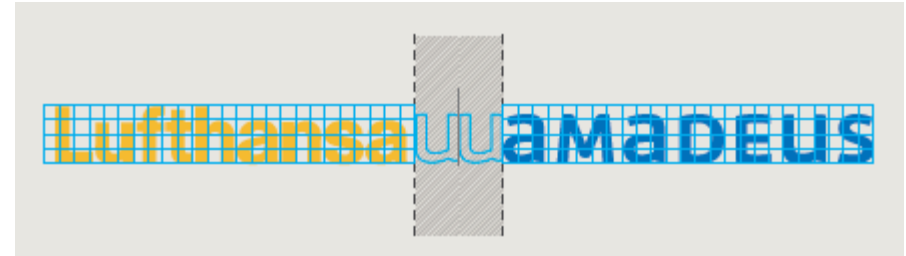


# Amadeus logo

## Co-branding

— The Amadeus logo and partner logo should occupy the same total area (50-50)

— They must be separated by a simple grey vertical line



## Don'ts


Build in horizontal



Use the same style dividing line



Respect the normal size of the logo



If you have any questions regarding the use of the Amadeus logo please contact Global Brand Management – [brand@amadeus.com](mailto:brand@amadeus.com)

---

Thank you

*You can follow us on:*  
AmadeusITGroup



[amadeus.com/blog](http://amadeus.com/blog)  
[amadeus.com](http://amadeus.com)

**amadeus**