





# Financial results

## FIRST NINE MONTHS OF 2017

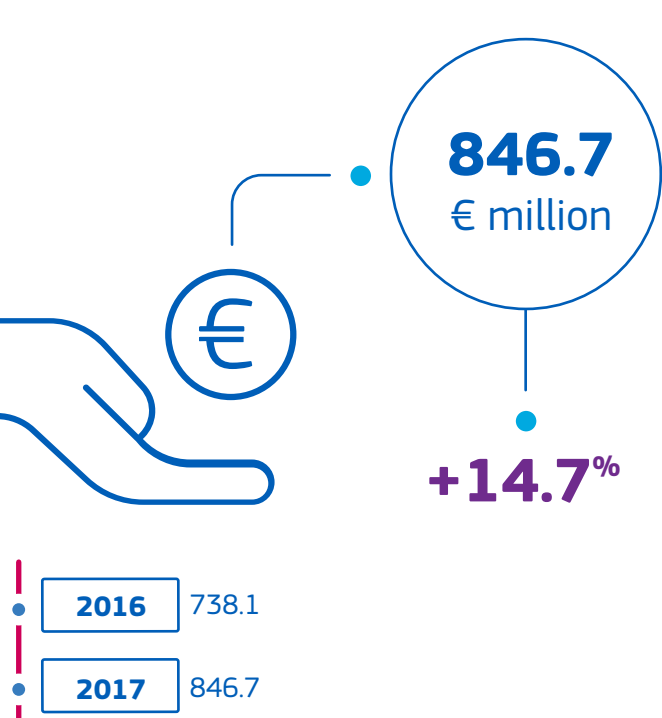
### Revenue




### EBITDA



### Adjusted profit




### Free Cash Flow\*



**29**  
New contracts or renewals of content agreements

Amadeus TA air bookings  
**434.4** million  
**+6.0%** from **409.8** million in the same period of 2016

Competitive position  
**+43.6%\*\***  
**+0.6** percentage points



**201** Customers had contracts for one of the Amadeus Passenger Service Systems (Altéa or New Skies) at the end of September 2017

**1,228.1** million Passengers boarded  
**+19.4%\*\*\*** from **1,028.5** million in the same period of 2016

Airport IT  
**260+** customers

Head to our **newsroom** to see press releases on financial results and other relevant Amadeus news stories.

[amadeus.com/newsroom](http://amadeus.com/newsroom)



**amadeus**

All figures as of September 30, 2017.

\* Calculated as EBITDA minus capital expenditure plus changes in our operating working capital minus taxes paid minus interests and financial fees paid.

\*\* Competitive position is measured as our TA air bookings in relation to the TA air booking industry, defined as the total volume of travel agency air bookings processed by the global Central Reservation System (CRS). Excludes air bookings made directly through in-house airline systems or single country operators, the latter primarily in China, Japan and Russia.

\*\*\* Includes both Altéa passengers boarded and New Skies passengers boarded.