



Amadeus Cars Manual Update

How to replicate a car fleet for multiple locations

This document is a short walkthrough to briefly explain how to use the latest enhancement on **Amadeus Cars rate, rental location & policy management**, a functionality which will remove the tedium of manually adding car fleets to individual locations.

It is now possible to apply one car fleet to any number of locations.

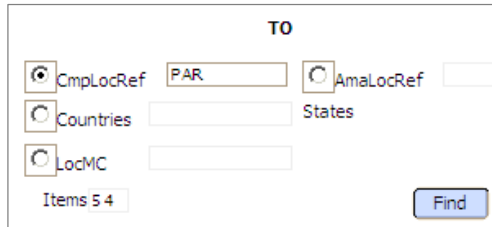
From a 'location' data panel, the user is presented with a new menu in the left navigation panel, to manage 'Car Types':

From 'Replicate', you are presented with a screen with a split screen, displaying the station, the source car fleet (from which you can select all/several car types), and an option to copy to a Company Location Reference, an Amadeus Location Reference, Country or a Location Mass Composite:

| Car Types | Status | |
|-------------------------------------|--------|---|
| <input checked="" type="checkbox"/> | CDMR | A |
| <input checked="" type="checkbox"/> | CTMR | A |
| <input checked="" type="checkbox"/> | EBMN | A |
| <input checked="" type="checkbox"/> | EDAR | A |
| <input checked="" type="checkbox"/> | EDMR | A |
| <input checked="" type="checkbox"/> | FDMR | A |
| <input checked="" type="checkbox"/> | FFMR | R |
| <input checked="" type="checkbox"/> | FVMR | A |
| <input checked="" type="checkbox"/> | IDMR | A |
| <input checked="" type="checkbox"/> | ITMR | R |
| <input checked="" type="checkbox"/> | IVAR | A |

It is possible to replicate the fleet to:

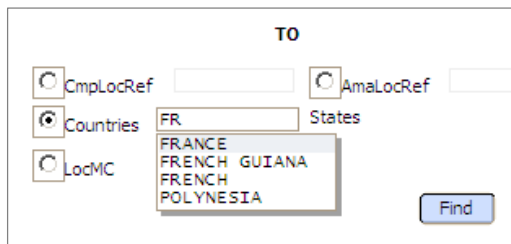
- An individual rental location or group of locations, by specifying CmpLocRef or AmaLocRef



The screenshot shows a dialog box titled "TO" with the following fields and options:

- CmpLocRef: PAR
- AmaLocRef: (empty)
- Countries: (empty) States: (empty)
- LocMC: (empty)
- Items 5 4
- Find button

- All rental locations in a country/state:

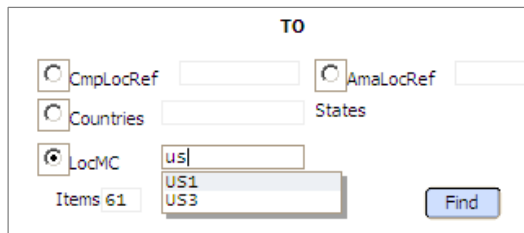


The screenshot shows a dialog box titled "TO" with the following fields and options:

- CmpLocRef: (empty)
- AmaLocRef: (empty)
- Countries: FR
- States: (empty)
- LocMC: (empty)
- Items 6 1
- Find button

A dropdown menu is open under "Countries" showing the following options: FRANCE, FRENCH GUIANA, FRENCH POLYNESIA.

- A group of rental locations in a predefined mass composite

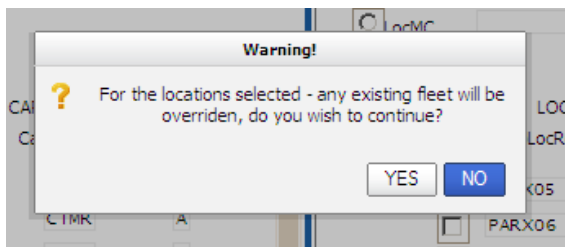


The screenshot shows a dialog box titled "TO" with the following fields and options:

- CmpLocRef: (empty)
- AmaLocRef: (empty)
- Countries: (empty) States: (empty)
- LocMC: us
- Items 6 1
- Find button

A dropdown menu is open under "LocMC" showing the following options: US1, US3.

Having selected your list of locations, click 'Replicate'. You will be presented with a warning message which will explain all existing car fleet for the selected locations will be overwritten. Status of the vehicle type (Available, On Request, Closed) will also be copied:



For a more detailed explanation of this enhancement, find the updated 'Help' content.